



Main Features:

- Frequency Range: 32 to 38 GHz.
- Typical values: Psat 39 dBm, Gain 49 dB
- RF connectors (I/O): 2.92mm Female
- DB9 connector for DC & Control connection
- Several mounting options
- Compact aluminum housing
- Hi-reliability and dedicated screening/
environmental tests available under request

ERZ-HPA-3200-3800-40

The ERZ-HPA-3200-3800-40 is a Ka Band High Power Amplifier providing an output power of 40 dBm and a gain of 49 dB. The compact size and modularity makes it ideal for a wide range of applications.

Typical applications:

- Industrial / Laboratory
- Satcom / Telecom
- Space / Aerospace / Military

Performance

Parameter	Value			Units
	Min	Typ	Max	
Frequency	32	-	38	GHz
Output Power (Psat)	37	38.5	41	dBm
Small Signal Gain	44	50	57	dB
Gain Flatness	-	± 4	± 6	dB
Noise Figure	-	8	10	dB
VSWR input	1.1:1	1.4:1	1.8:1	-
VSWR output	1.1:1	1.8:1	2.2:1	-
DC Voltage	20	24	28	V
Power Consumption	-	30 @ Lineal 80 @ Psat	-	W
RF Connectors	2.92mm Female IN/OUT			-

Specifications at a case temperature of 25°C

Saturated output power

Figure 1 shows output power (Psat) measurement as a function of frequency at room temperature (25°C).

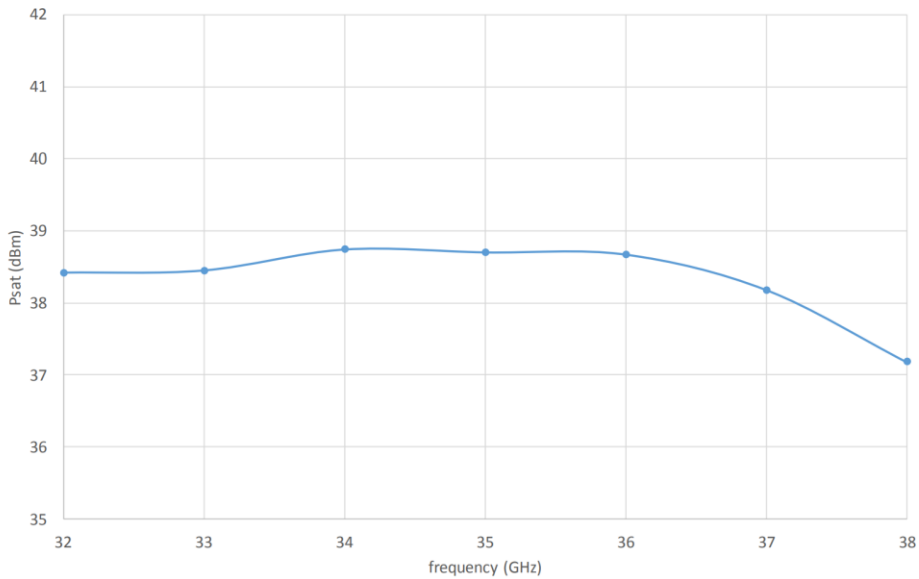


Figure 1: ERZ-HPA-3200-3800-40 Psat

Output Power Vs Input Power

Figure 2 shows the output power as a function of input power at base plate temperature of 25°C.

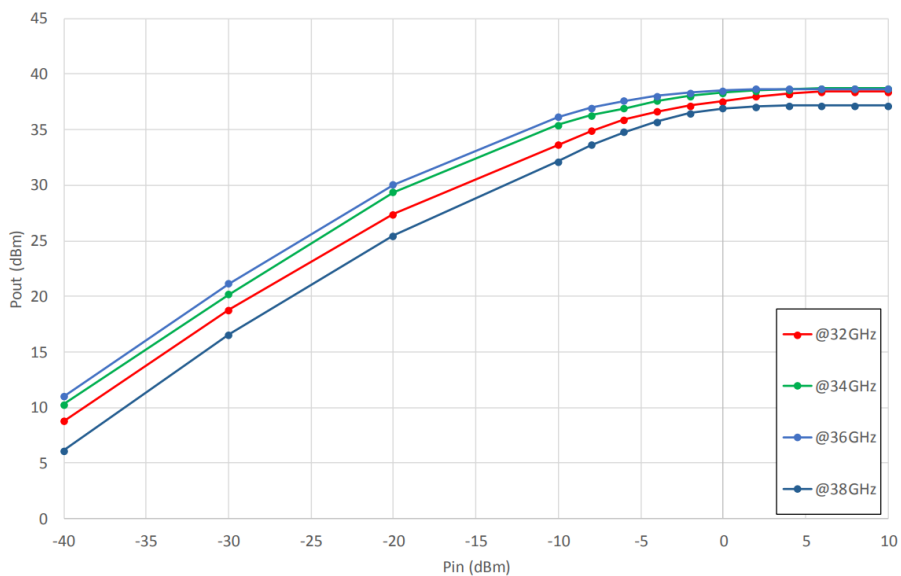


Figure 2: ERZ-HPA-3200-3800-40 Pout Vs Pin

Noise Figure

Figure 5 shows noise figure as a function of frequency at room temperature (25°C).

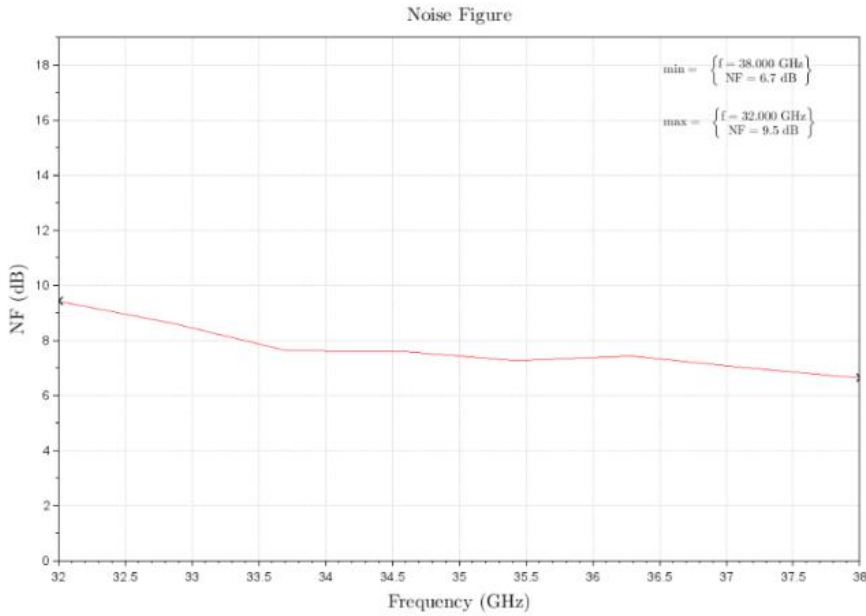


Figure 3: ERZ-HPA-3200-3800-40 Noise Figure

Small Signal Gain

Figure 2 shows the small signal gain measurement as a function of frequency at different temperatures.

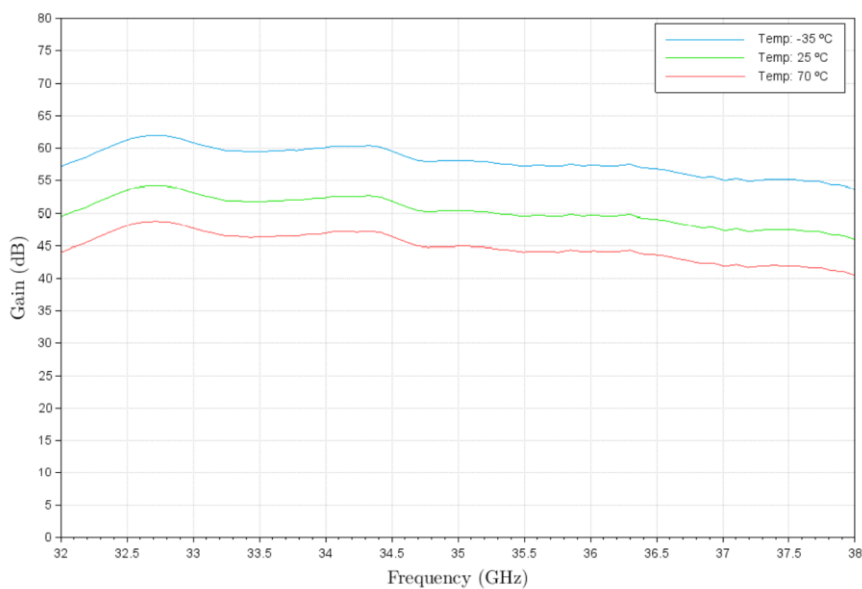


Figure 4: ERZ-HPA-3200-3800-40 Small Signal Gain

Input and Output Matching

Figure 3 shows VSWR input as a function of frequency at room temperature (25°C).

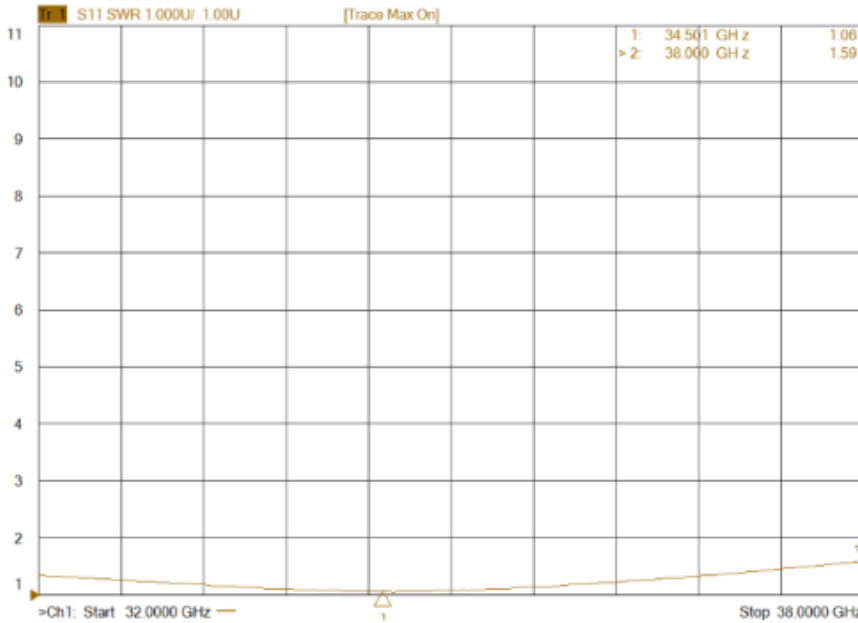


Figure 5: ERZ-HPA-3200-3800-40 VSWR IN

Figure 4 shows VSWR output as a function of frequency at room temperature (25°C).

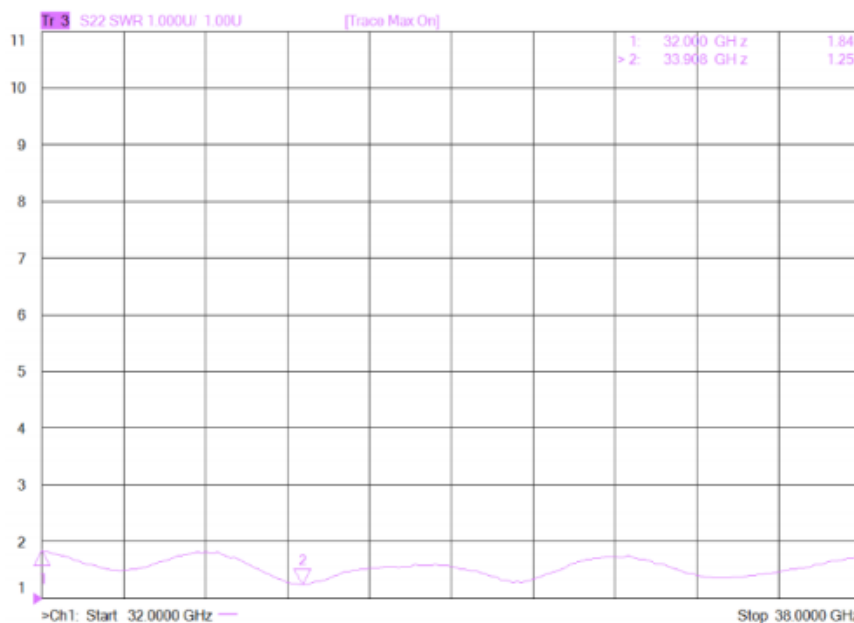


Figure 6: ERZ-HPA-3200-3800-40 VSWR OUT

Absolute Maximum Ratings

Condition	Value
DC Voltage	28 VDC
Maximum Input Power (CW)	10 dBm
Operation temperature (at case)	-35 to 70°C
Storage temperature	-45 to 85°C

- Stress above these ratings may cause permanent damage to the device.
- It is final user responsibility to maintain the amplifier within the specified ranges.

Measurements Conditions

All measurements provided in this report were performed at the following conditions:

Condition	Value
Temperature (DUT ON)	-35°C, 25°C, 70°C ± 1°C
Humidity	44% ± 10%
DUT Warm up time	30 min
DUT minimum operation time	24 hours
Test equipment warm up time	2 hours
Additional temperature cycles in climatic chamber (DUT OFF)	-35°C to 70°C

Environmental Specifications (By Design)

Operating Temperature:	-35 to +70 °C	(MIL-STD-810F, method 520.2)
Storage Temperature:	-45 to 85 °C	(MIL-STD-810F, method 520.2)
Vibration:	8g rms	(MIL-STD-810F, method 514.5)
Shock:	20g, 11ms, saw-tooth	(MIL-STD-810F, method 516.5)
Acceleration:	15g	(MIL-STD-810F, method 513.5)

RoHS & REACH Compliance

This part is compliant with EU 2011/65/UE RoHS (Restrictions on the Use of Certain Hazardous Substances in Electrical and Electronic Equipment) and REACH (Registration, Evaluation, Authorization and restriction of Chemical substances) directives.



DC & Control Interface

Power supply characteristics

- Input Voltage: 24 ±4 VDC
- Input Current : 3.3 A

Control characteristics

- TTL command (ON/OFF function).
- Temperature & Current monitoring.

Table below shows D-sub 9 connector (Male) pinout:

PIN	LABEL	SIGNAL	DESCRIPTION
1	VCC	+24V Power Source	Power Supply
2	VCC	+24V Power Source	Power Supply
3	GND	Ground	Ground
4	EN	LVTTTL Enable	OFF (0V to 0.8V); ON (2V to 5.5V);
5	TEMP	Temperature Monitor	$V_o = -11.69 \text{ mV}/^\circ\text{C} \times T + 1.8663 \text{ V}$
6	PGND	Power Ground	Power Ground
7	PGND	Power Ground	Power Ground
8	GND	Ground	Ground
9	I_SEN	Current Sense	$V_o = 0.1\text{V/A}$

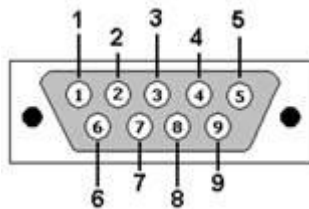
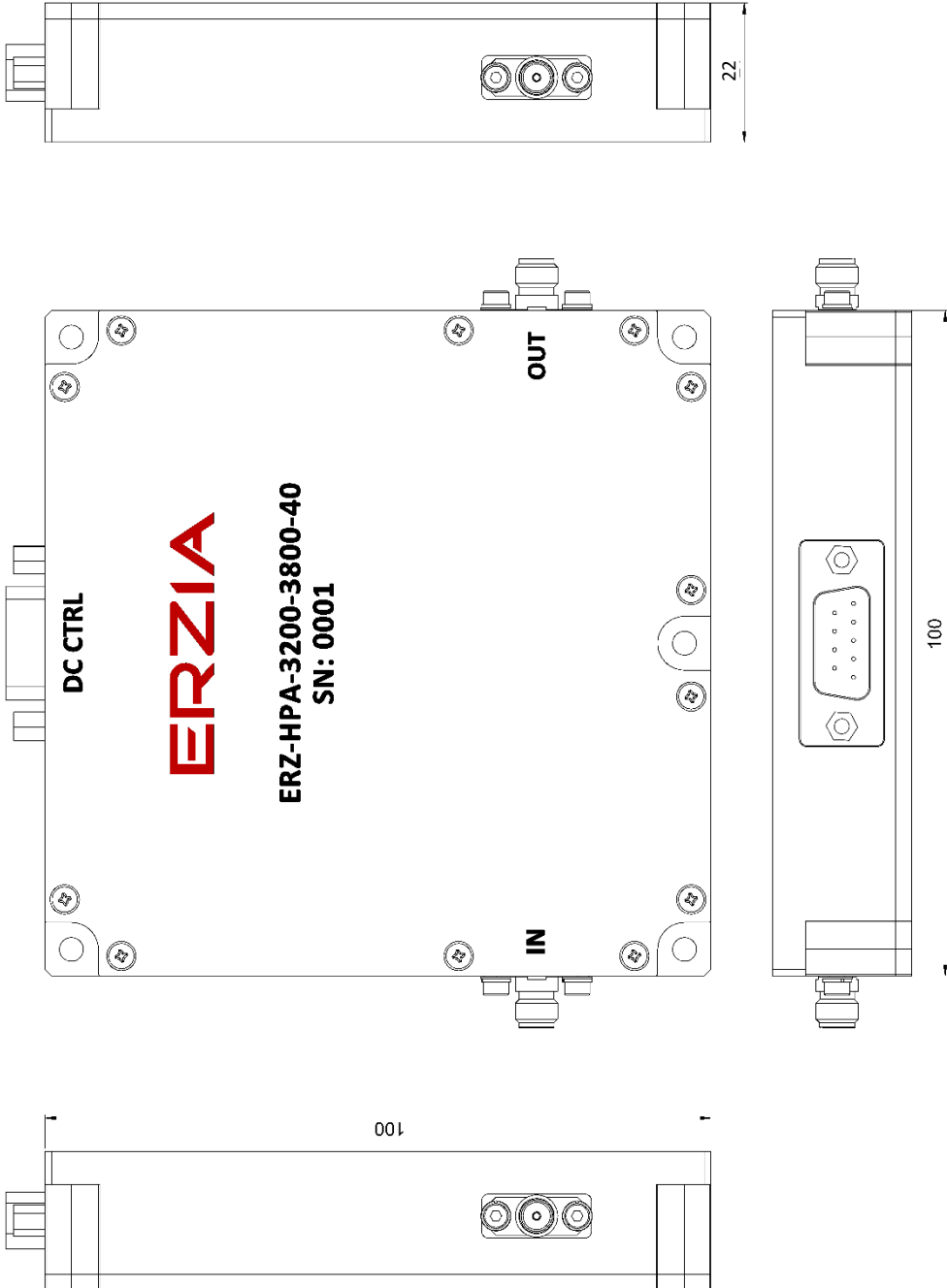


Figure 5: D-sub 9 Connector (Front view)

Mechanics and Housing



Documentation and Test Reports

All modules are at least delivered with: Electrical Test Report, Certificate of Conformance, Certificate of Acceptance and Origin. Optionally, units can be environmentally tested (temperature, vibration...).

Option (HS): Heat Sink

A heat sink (HS) can be provided to allow the operation of Power Amplifiers. Please note that most power amplifiers need heat sink or appropriate heat dissipation strategy.

Space / Military Usage

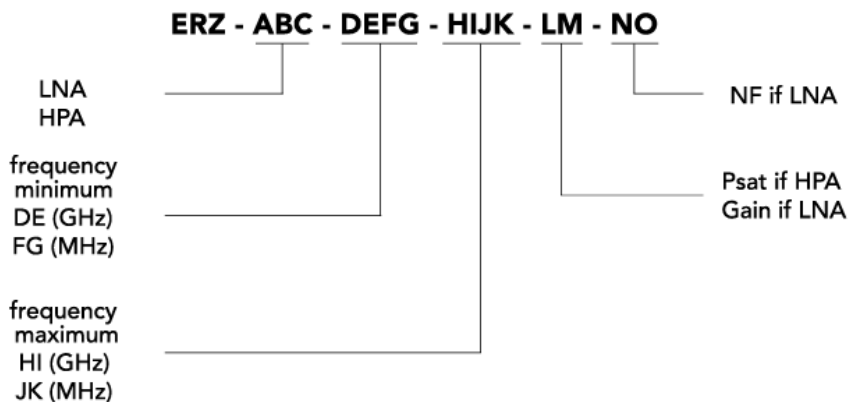
Most of ERZIA's products are based on rad-hard technologies and can be manufactured and integrated according to MIL / ECSS or specific hi-rel standard-screening for space, aeronautics, military or specific hi-reliability usage.

Customization and Extended Performances

ERZIA can fully design or adapt one of the existing RF amplifiers designs according to your specifications. Please contact us for additional information.

Model Number Codification

MODEL NUMBER



ERZIA

20200305_rev1.3

Copyright © 2020 ERZIA Technologies. All rights reserved. This information is commercial and indicative, subject to change without notice

Tel: +34 942 29 13 42

sales@erzia.com

www.erzia.com