



Main Features:

- Frequency Range: 20 to 3000 MHz.
- Typical values: Pout 43 dBm, Gain 52 dB
- RF connectors (I/O): SMA Female
- DSUB type connector for DC & Control
- Several mounting options
- Nickel coating in aluminum housing
- Hi-reliability and dedicated screening/ environmental tests available under request

ERZ-HPA-0002-0300-42

The ERZ-HPA-0002-0300-42 is a High Power Amplifier providing an output power of 43 dBm and again of 52 dB. The compact size and modularity makes it ideal for a wide range of applications.

Typical applications:

- Industrial / Laboratory
- Satcom / Telecom
- Space / Aerospace / Military

Performance

Parameter	Value			Units
	Min	Typ	Max	
Frequency	20	-	3000	MHz
Output Power @Psat	42	43	45	dBm
Small Signal Gain	48	52	56	dB
Gain Flatness	-	±2	-	dB
Noise Figure	-	-	-	dB
VSWR input	-	1.3:1	1.5:1	-
VSWR output	-	1.8:1	2.5:1	-
DC Voltage	20	24	28	V
Power Consumption	-	85	-	W
RF Connectors	SMA Female IN/OUT			-

Specifications at a case temperature of 25°C at 24 V

Output Power

Figure 1 shows output power at saturation measurement as a function of frequency at room temperature (25°C).

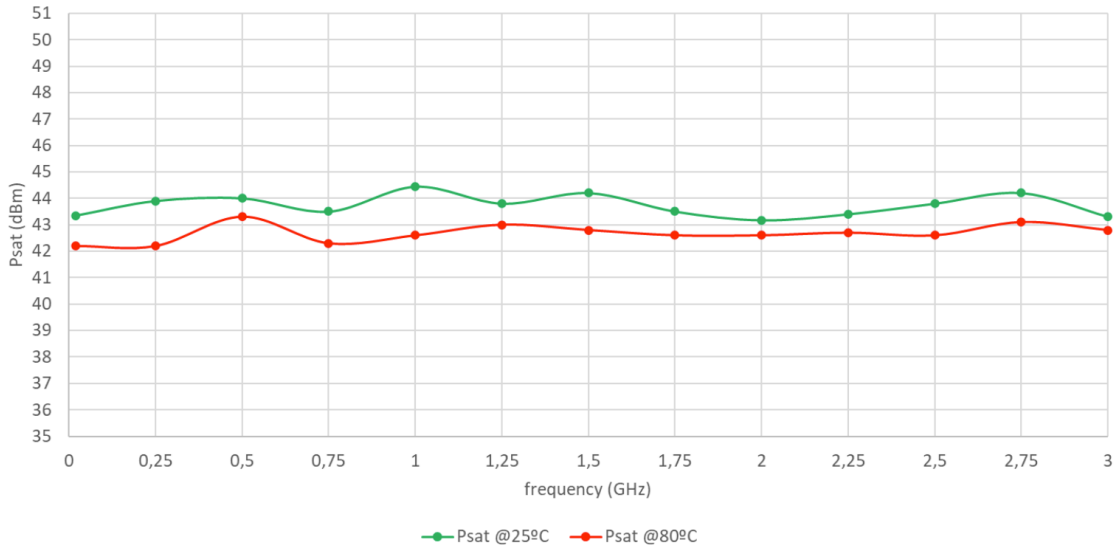


Figure 1: ERZ-HPA-0002-0300-42 Psat

Small Signal Gain

Figure 2 shows small signal gain measurement as a function of frequency at different temperatures.

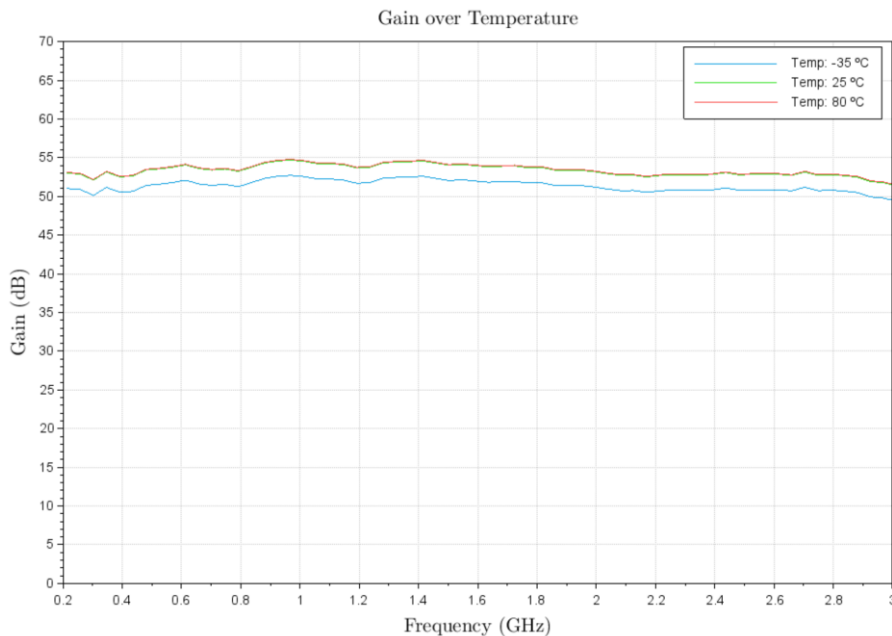


Figure 2: ERZ-HPA-0002-0300-42 Small Signal Gain

Input & Output matching

Figure 3 shows input and output matching as a function of frequency at room temperature (25°C).

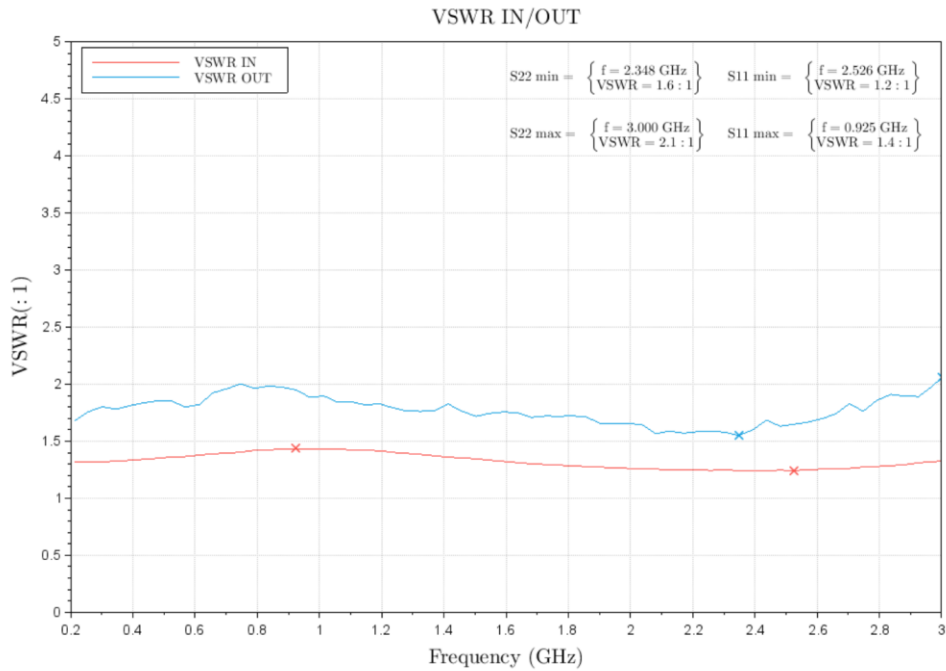


Figure 3: Input & Output Matching

Absolute Maximum Ratings

Condition	Value
DC Voltage	+28 VDC
Maximum Input Power (CW)	+13 dBm
Operation temperature (at case)	-35 to 80 °C
Storage temperature	-55 to 125 °C

- Stress above these ratings may cause permanent damage to the device.
- It is final user responsibility to maintain the amplifier within the specified ranges.

Measurements Conditions

All measurements provided in this report were performed at the following conditions:

Condition	Value
Temperature (DUT ON)	25 °C ± 1°C
Humidity	44% ± 10%
DUT Warm up time	30 min
DUT minimum operation time	24 hours
Test equipment warm up time	2 hours
Additional temperature cycles in climatic chamber (DUT OFF)	-40°C to 85°C

Environmental Specifications (By Design)

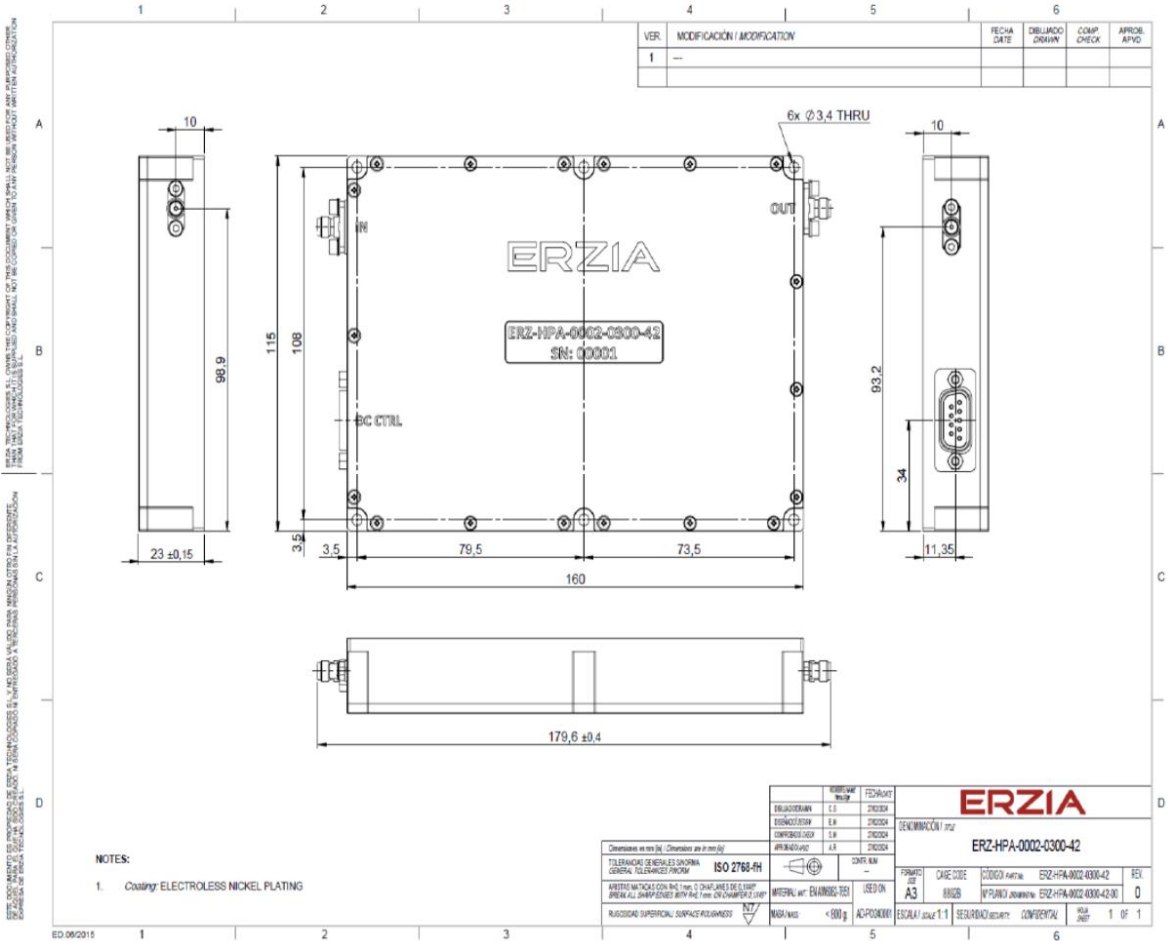
Operating Temperature:	-45 to +85 °C	(MIL-STD-810F, method 520.2)
Storage Temperature:	-55 to 125 °C	(MIL-STD-810F, method 520.2)
Vibration:	8g rms	(MIL-STD-810F, method 514.5)
Shock:	20g,11ms,saw-tooth	(MIL-STD-810F, method 516.5)
Acceleration:	15g	(MIL-STD-810F, method 513.5)

RoHS & REACH Compliance

This part is compliant with EU 2011/65/UE RoHS (Restrictions on the Use of Certain Hazardous Substances in Electrical and Electronic Equipment) and REACH (Registration, Evaluation, Authorization and restriction of Chemical substances) directives.



Mechanics and Housing



Parameter	Value
Size	160x115x23 mm
Weight	810 grams ±10%
RF Input Connector	SMA Female
RF Output Connector	SMA Female
DC & Control Connector	Dsub9

DC & Control Interface

Power supply characteristics

- Input Voltage: 24 ±4 VDC

Control characteristics

- TTL command (ON/OFF function).
- Temperature & Current monitoring.

Table below shows D-sub 9 connector (Male) pinout:

PIN	LABEL	SIGNAL	DESCRIPTION
1	VCC	+24VDC	20 to 28 VDC
2	VCC	+24VDC	20 to 28 VDC
3	GND	Ground	Ground
4	EN	LVTTL Enable	OFF (0V to 0.8V); ON (2V to 5.5V)
5	TEMP	Temperature Monitor	$V_o = -11.69\text{mV}/^\circ\text{C}\times T + 1.8663\text{V}$
6	PGND	Power Ground	Power Ground
7	PGND	Power Ground	Power Ground
8	GND	Ground	Ground
9	I_SEN	Current Monitor	$V_o = 0.1\text{V/A}$

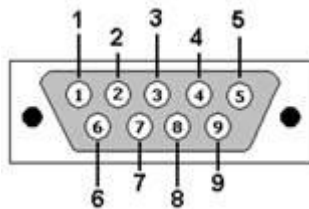


Figure 8: D-sub 9 Connector (Front view)

Documentation and Test Reports

All modules are at least delivered with: Electrical Test Report, Certificate of Conformance, Certificate of Acceptance and Origin. Optionally, units can be environmentally tested (temperature, vibration...).

Option (HS): Heat Sink

A heat sink (HS) can be provided to allow the operation of Power Amplifiers. Please note that most power amplifiers need heat sink or appropriate heat dissipation strategy.

Space / Military Usage

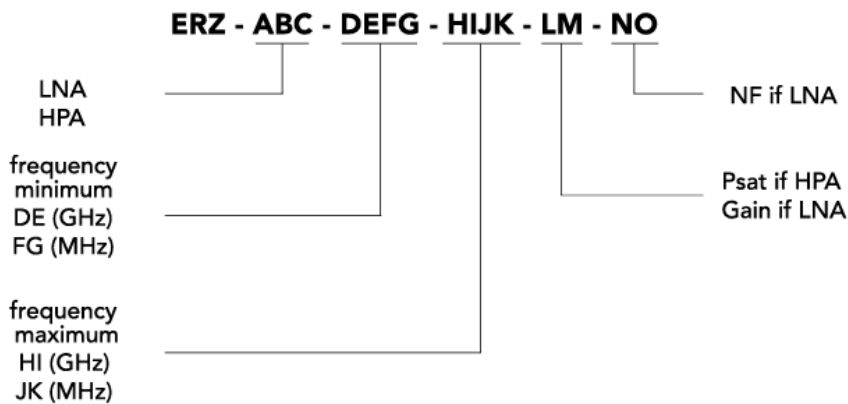
Most of ERZIA's products are based on rad-hard technologies and can be manufactured and integrated according to MIL / ECSS or specific hi-rel standard-screening for space, aeronautics, military or specific hi-reliability usage.

Customization and Extended Performances

ERZIA can fully design or adapt one of the existing RF amplifiers designs according to your specifications. Please contact us for additional information.

Model Number Codification

MODEL NUMBER



ERZIA

20231027_rev1.5

Copyright © 2023 ERZIA Technologies. All rights reserved. This information is commercial and indicative, subject to change without notice

Tel: +34 942 29 13 42

sales@erzia.com

www.erzia.com